

Shawna **COLE**
Sonia **EGRON**

John Wiltshier,
Series Consultant

CONNECTIONS

With **Online Practice**
and **Digital Resources**



What Are Your Hobbies?

Objectives

- Listening: Can understand the main information in simple conversations about hobbies and interests. [GSE 34]
- Speaking: Can describe a person's hobbies and activities using simple language. [GSE 30]
- Reading: Can understand simple phrases related to familiar, everyday activities. [GSE 29]
- Watching: Can understand basic information about free time activities. [GSE 27]
- Speaking: Can ask someone about their hobbies and activities using simple language. [GSE 31]
- Writing: Can write short, basic descriptions of everyday activities, given a model. [GSE 33]



WARM-UP

A. Take the survey. What do you like doing? Circle the emoji that is true for you.



Fishing



Crafting



Cooking



Kitesurfing



Hiking



Painting



Taking Pictures



Ice Skating



Making Videos



Hanging Out with Friends



Skiing / Snowboarding



Surfing



B. Compare with a partner. Which of your interests are the same? Which are different?


BEFORE YOU LISTEN

VOCABULARY

A. Look at the pictures of seasons in Toronto, Canada. Match and write the weather adjectives from the word box under each picture.

cloudy	cool	hot	nice	snowy	warm
cold	crisp	humid	rainy	sunny	windy

Summer



Hot, humid and sunny

Fall



Cool, cloudy, windy, and rainy

Winter



Cold, crisp and snowy

Spring



Nice, sunny and warm

B. What is your favourite type of weather? Tell a partner.

A. Talk to a partner about which of the following activities you can and can't do for each season in Toronto.

- Fishing
- Kitesurfing
- Skiing
- Surfing
- Hiking
- Skating
- Snowboarding

Examples: I can go hiking in the Spring. It's sunny and warm.
I can't ice-skate in the summer. It's hot and humid.

WHILE YOU LISTEN

B. Listen to a conversation between Luan and Amir. Write the name of the speaker next to the sentence. Some sentences may be for both speakers.

- **Luan** 's weekend was relaxing.
- **Amir** went surfing.
- **Amir** went with some friends.
- **Amir and Luan** enjoyed the weekend.
- **Amir** 's weekend was amazing.
- **Luan** watched movies.
- **Luan and Amir** saw City of Gods, an old Brazilian movie.

C. How was the weather for Amir and Luan?

- Amir: **Sunny and warm**
- Luan: **Rainy**

AFTER YOU LISTEN

D. Amir and Luan used two of these adjectives to describe their weekend. Look at the adjectives below. Which are positive? Which are negative? Write a check mark for positive expressions. Write an X for negative expressions.



Amazing



Tiring



Boring



Relaxing

E. Complete the sentences with the adjectives from task D. Then ask and answer the questions with a partner. *Answers to the questions will vary*

- What do you do after a **tiring** and busy day at work?
.....
I listen to music. / I craft. / I paint.
- What do you do when you don't want a **boring** weekend, but it's cool and rainy?
.....
I take pictures. / I cook. / I paint.
- What do you do when you want a **relaxing** night after a long day at school?
.....
I play video games. / I hangout with friends. / I cook.
- What do you do when you want a fun and **amazing** weekend?
.....
I kitesurf. / I surf. / I hike. / I ski. / I ice skate.

F. Write your own question using one of the adjectives from task D. With your partner, ask and answer your questions.

.....

.....



A. Read the sentences below. In the table, write the sentence number in the correct category, present or past.

- | | |
|---|---|
| 1. The weather is nice today. | 4. I was in England <u>two months ago</u> . |
| 2. I was late for work <u>yesterday</u> . | 5. Where are you right now? |
| 3. We were at the beach <u>last weekend</u> . | 6. This summer is so relaxing. |

Present	Past
1, 5, 6	2, 3, 4

B. Underline the words in task A that show which sentences are in the past.

<i>Be</i> : Simple Past Tense		Time Markers: <i>yesterday, last, ago</i>	
Affirmative		Negative	
I He/She/It	<i>was</i> <i>was</i>	I He/She/It	<i>was not</i> <i>wasn't</i>
We/You/They Bashar and I	<i>were</i> <i>were</i>	We/You/They Noor and Ava	<i>were not</i> <i>weren't</i>
Yes/No questions		Short answers	
Were you at home yesterday?		Yes, I was. / No, I wasn't.	
Was Bashar at home yesterday?		Yes, he was. / No, he wasn't.	
Information questions		Short answers	
Where were you yesterday?		At home. (I was at home yesterday.)	
How was the weather yesterday?		Sunny and warm. (It was sunny and warm.)	

C. Choose the correct form of the verb *be*.

- Cameron wasn't / weren't at his grandmother's house yesterday.
- Was / Were the weather nice on the weekend?
- Tammy and Elise was / were at work yesterday.
- Where were / was you when I called?
- You wasn't / weren't calm yesterday.
- Haruki and I was / were at the pool yesterday.

D. Write a question using each word. Then, ask a partner the questions. *Answers will vary*

- How: How was your weekend? It was ...
- Weekend: Were you at the beach on the weekend? Yes, I was. /No, I wasn't.
- Where: Where were you? I was ...
- Weather: How was the weather? It was ...



E. Look at the handout. Use the pictures to complete the text conversation using the correct form of *be*.

LESSON 3

SPEAKING WHAT DID YOU DO ON THE WEEKEND?

A. Listen to Ramon and Tham ask each other about their weekends. Listen again and write down the four questions that Ramon asks Tham in the Useful Language chart below.

USEFUL LANGUAGE

Ask different questions to learn details about a friend's weekend.

Questions	Answers
1. How was your weekend?	a) Adjective <i>It was great / relaxing.</i>
2. What did you do?	b) Activity <i>I hiked up a mountain. / I cooked for my family.</i>
3. Where did you go?	c) Name of place <i>I went to Tongariro National Park.</i>
4. How was it?	d) Adjective <i>It was tiring but fun.</i>

B. What are your answers to the questions in task A? Tell your partner. Use the hints in the Answers column to help you. *Answers may vary*

SPEAKING STRATEGY

ASK A FOLLOW-UP QUESTION

You can keep a conversation going by asking a follow-up question.

Example: **A:** I watched a movie on the weekend. **B:** What movie did you watch?

C. Ask your partner what they did last weekend. Ask a follow up question. Write the follow-up questions below.

My follow-up question:

My partner's follow-up question:

PRONUNCIATION FOCUS

JOINING FINAL SOUNDS TO BEGINNING SOUNDS D+Y = /dj/

A. Listen to the questions. Underline the /dj/ sound.

- | | |
|---|--|
| 1. What <u>did</u> you do last weekend? | 3. Who <u>did</u> you play with when you were young? |
| 2. Did you like the last movie you watched? | 4. Where <u>did</u> you go yesterday? |

B. Practice asking the questions with a partner.



D. In groups, ask each other questions to find out what everyone did on the weekend (activity, place, feeling). Use the handout to keep track of the answers.



BEFORE YOU READ

READING STRATEGY

PREDICTION

You can guess what the text is about by looking at pictures or reading titles. This is called prediction.

- A. Look at the pictures in the text and the title. What do you think the text will be about?
 - a) The most common childhood hobbies.
 - b)** The skills people learn from their hobbies.
 - c) Hobbies adults do not have.
- B. Match the skill with the hobby it can be useful for. Compare with a partner.

Skill		Hobby
1. creativity	b	a) sports teams
2. planning	f	b) arts and crafts
3. teamwork	a	c) drama and acting
4. organization	d	d) collecting
5. editing	e	e) media
6. confidence	c	f) games

WHILE YOU READ

- C. Read the text quickly to check your answers for task B.
- D. Read the text again and write the word for the definitions below.
 - 1. Work together with different people. teamwork
 - 2. See and use objects differently than they were made for. creativity
 - 3. Know you were good at something. confidence
 - 4. Create order. organization
 - 5. Change things. editing
 - 6. Think ahead about what to do. planning

How Childhood Hobbies Help You Today

Did you love your hobbies when you were a child? Did you play on a team or create things like mud pies in the backyard? Those hobbies made you who you are today. You learned skills playing a team sport, making art or playing games with friends.

Let's see what your hobby says about you.



1. Sports teams. Did you play baseball or soccer as a kid? Playing on a team taught you to work with different people. You learned teamwork and how to work together to reach a goal.

2. Arts and crafts. Did you colour pictures or paint? Seeing and using objects differently than they were made for taught you creativity. You created beautiful things and worked alone.



3. Drama and acting. Did you act or put on shows as a kid? Being in front of people taught you public speaking. It also taught you confidence, knowing you were good at something.

4. Collecting. Did you collect things as a kid, like stamps or coins? Collecting taught you organization. You gathered similar things and created order.



5. Media. Did you program games on the web or make videos as a kid? Working on the computer taught you computer skills. You learned to edit your work by changing things until it was good enough to share with others.

6. Games. Did you play games with friends as a kid? Playing games with friends taught you planning skills. You learned to think ahead about what to do and what move to make.



All the skills you learned doing hobbies you loved as a kid can help you as an adult. Each of these skills will help you in your job and in your daily life.

AFTER YOU READ

E. What hobbies do you think the members of your group had as children? Use the list to help you.

acting	fishing	playing baseball
collecting coins	making videos	playing games with friends
crafting	painting	reading

F. Share your answers with your group. Were you correct?

G. How do you think your childhood hobbies have helped you as an adult? How have they helped you with your job? Talk to your group.

A. Put a check mark next to your childhood hobbies. Compare with a partner.

When I was a child I...

- played soccer painted watched movies other

B. What do you notice about the verb ending? *-ed*

Form: regular verbs -ed		Time markers: <i>yesterday, last, ago</i>
Affirmative	Negative	Irregular verbs: <i>Had</i>
I played the piano yesterday .	I did not (didn't) play the piano yesterday .	I had homework yesterday .
Iman played the piano last night .	Iman did not (didn't) play the piano last night .	I didn't have homework yesterday .



C. Look at the example below. Think of something you did in the past. On a separate page, write down a few keywords.

Example: When I was 13 years old ... or Last weekend ...

Keywords: ■ Whistler Ski Resort ■ Ski lesson ■ Fall

I went to Whistler Ski Resort. I had a ski lesson. I didn't fall down.

D. In small groups, tell a story using your key words for one of the times.

E. When listening to your group member's stories, think of one question you can ask him or her. Use the question words to help you. *Sample answers*

- Where **did you decide to go?**
- What **did they look at?**
- How **was the weather?**



F. With a partner, use the pictures on the handout to tell a story. Ask another pair of students some questions about their story.



PRONUNCIATION FOCUS

-ED ENDING /id/, /t/, /d/

A. Listen and write the words you hear in the correct box.

/id/	/t/	/d/
acted	hiked	played
snowboarded	surfed	skied
.....

B. Read the sentences to a partner and write which *-ed* sound you hear.

Student A

1. I painted /id/ the kitchen yesterday.
2. She loved /d/ taking pictures.

Student B

3. They worked /t/ at home yesterday.
4. Sam and I watched a movie /t/ last weekend.


BEFORE YOU WATCH

VOCABULARY



Match the word to the picture. Then, complete the sentences on the handout.

- | | | | |
|------------------|--------------|----------------|------------|
| 1. amazed | 3. librarian | 5. made fun of | 7. math |
| 2. deck of cards | 4. logic | 6. magic | 8. science |



A. Look at the photo of David Blaine. Answer the questions. After you watch the video, confirm your answers.

- What do you think his hobby was when he was a child?
 - a) acting
 - b) making magic**
- What school subjects do you think his hobby helped him with?
 - a) math and science**
 - b) history and geography



WHILE YOU WATCH

B. Watch the video. Read the sentences and correct the underlined information.

- His father gave him a deck of cards. his mother
- His math teacher got him into magic. a librarian
- David loved that magic was about reading and history. It was logic, math and science.

C. Answer the questions. Compare your answers with a partner.

- Why didn't David do magic in front of his classmates?

They make fun of magic.
- Why did David Blaine's mother scream and jump up and down?

She was amazed.

AFTER YOU WATCH



D. Use the handout to try a magic trick on a partner.

SPEAKING WHAT IS YOUR HOBBY?

A. Look at the famous people. Guess their hobbies from the list below. Use the hints in parentheses to help you. Compare with a partner.

- | | | | |
|-----------------|-----------|---------------|--------|
| collects knives | does hair | plays cricket | skates |
|-----------------|-----------|---------------|--------|

Daniel Radcliffe



(likes the game and players)

Hobby: plays cricket

Angelina Jolie



(learns history)

Hobby: collects knives

Shawn Mendes



(started as a teenager)

Hobby: skates

Lupita Nyong



(learned from aunt in Kenya)

Hobby: Does hair

USEFUL LANGUAGE

Use different questions to ask about a person's hobbies

What is your hobby?

What did you learn?

When did you start?

What did you like about it?

Who helped you?

B. Ask a partner what his or her hobby is. Write it here:

C. Ask your partner a few follow up questions using the Useful Language box above. Take notes below.

.....

.....

.....

LIFE SKILLS VIDEO EXPRESSING INTEREST



Watch two people show interest in each other's hobbies. See the Life Skills Appendix, page XX, to complete this task.



D. In small groups, interview your group members about their hobbies. Use the handout to write down the details of your interviews.

LESSON 8 WRITING EMAIL

A. Read the email. What is Priya's new hobby? Snowboarding

New message

From: Priya Parmar

To: Anita Sheamur

Subject: My new weekend hobby

Hi Mom!



Miss you! Me and Aarav were in the mountains last week. It was cold and sunny. We had a great time!

I learned to snowboard! I had three lessons with a teacher. Aarav was amazing! He didn't need any lessons. It was difficult but fun. I'm going to keep practicing!

I attached some pictures for you to see.

Talk soon,

Priya

Send
A
📎
😊
🗑️

Parts of an Email

Header

.....

Subject

.....

Greeting

.....

Body

.....

.....

.....

.....

.....

closing signature

.....

attachments

.....

.....

.....

.....

.....

.....

- B.** Check the information that is included in the email. Compare with a partner.
- | | | |
|---|--|--|
| <input checked="" type="checkbox"/> place | <input type="checkbox"/> reason for going | <input checked="" type="checkbox"/> pictures |
| <input checked="" type="checkbox"/> weather | <input checked="" type="checkbox"/> feeling | <input checked="" type="checkbox"/> who helped |
| <input type="checkbox"/> time | <input checked="" type="checkbox"/> activity | <input type="checkbox"/> what it cost (\$) |

C. On the side of the email, label the parts using the list in the box. Compare with a partner.

attachments
body
closing
greeting
header
signature
subject

- D.** Write the information about a past weekend activity and how you felt about it.
- Where you were:
- Weather: It was:
- Activity you did/learned:
- Who helped you: Who you were with:
- How it was:

E. Write an email about the weekend activity on a separate page or online.

Final Project PHOTO STORY

Create a photo story about an activity or hobby you did in the past.

STEP 1

Find some photos from a great weekend you had. Then, answer the questions.

1. When was it?
2. What did you do?
3. Who were you with?
4. Why was it great?

STEP 2

Choose three or four of your photos to use in your photo story. Describe the photos below.

Photo 1

Activity:

.....

Weather:

.....

Feeling:

.....

People:

.....

Photo 2

Activity:

.....

Weather:

.....

Feeling:

.....

People:

.....



Photo 3

Activity:

Weather:

Feeling:

People:

STEP 3

Build your photo story into the template. Add in hashtags (#) like the examples below.

Example: #bestweekendever #sunnyandwarm #surfdays #beachlife #relaxing

Photos				
Captions				
Emojis				
Tags				
#hashtags				

STEP 4

Share your photo story with your classmates online or on a poster. Leave comments showing your reaction to each other's activities.

Example: Looks great! Lucky you! I want to go! Take me with you! Cool!

WRAP-UP

TEST YOUR SKILLS

SPEAKING

A. Read the statements. Write two follow-up questions. Ask and answer with a partner.

Answers may vary

■ I watched a movie last night.

1. How was it? Was it good?

2. Who did you go with?

■ I had a great weekend!

1. What did you do? Where did you go?

2. Who did you go with?

B. Complete the questions to ask your partner about a hobby. Write their answers.

1. What is your hobby?

Answer: _____

2. When did you start?

Answer: _____

3. Who helped you?

Answer: _____

4. What did you like about it?

Answer: _____

WRITING

Complete the missing information from this email. Use the photo to help. *Answers may vary*



New message

To: sabrina.el-nacir@gmail.com

From: jonathan-kb@yahoo.com

Subject: (cool weekend/thank you)

(Hey Sabrina,)

We had such a great weekend. The weather was warm and sunny .

(We hiked up Mount Washington) . We loved it. (It was tiring) but baby Henry was happy! We met someone who knows the area very well. He was a big help. Hope you come with us next time.

(Talk soon,)

(Jonathan)

Send A 📎 😊 🗑️

TEST YOUR KNOWLEDGE

VOCABULARY

A. Write the hobbies you can do in this weather. *Answers may vary*

1. It is cold and snowy. (snowboarding, ice skating, skiing)

2. It is hot and windy at the beach. (surfing, kitesurfing)

3. It is cloudy and raining. (cooking, crafting, hanging out with friends, painting)

B. Choose the correct skill for the job.

1. I need creativity / teamwork skills to be an artist.
2. Samia needs computer skills / confidence to be an actor.
3. They need teamwork / creativity to be nurses.
4. Omar needs computer skills / organization to be a teacher.

GRAMMAR

A. Complete the sentences with the verb *be* (affirmative and negative).

1. I had a great weekend! It was sunny and hot on Saturday. My friends and I were excited to go to the beach. There were a lot of people there. I wasn't very happy about that but we had a good time.
2. On Sunday, it was rainy so we stayed inside. I wasn't sad about it because I was tired from our beach day. My roommates were home too, so we had a relaxing day watching movies.

B. Write a sentence with the words that are given. Write the verb in the past tense.

Answers may vary

1. cook / friends I cooked for friends last night.
2. surf / ocean I surfed in the ocean last weekend.
3. play / video games We played video games last night.
4. learn to play / not / an instrument I didn't learn to play an instrument when I was a child.


Now I Can

- | | |
|--|---|
| <input type="checkbox"/> understand a conversation about the weather and weekend activities; | <input type="checkbox"/> use regular and some irregular verbs in the simple past tense; |
| <input type="checkbox"/> correctly use the simple past tense of the verb <i>be</i> ; | <input type="checkbox"/> watch and learn how someone turned their hobby for magic into a job; |
| <input type="checkbox"/> ask follow-up questions to learn more details; | <input type="checkbox"/> interview my classmates about their hobbies and activities; |
| <input type="checkbox"/> think about how childhood hobbies helped develop my skills as an adult; | <input type="checkbox"/> write an email describing my weekend or an activity I did in the past. |

OUTSIDE CLASS

A. Find a picture from when you were young. Answer the following questions.

1. What activities did you like at that age?
2. What were your weekends like at that time?

B. Bring the picture to class and tell the class about yourself at that age.