

# ON TRACK

3  
SECOND EDITION

Alexandra Coutlée  
Sonia Egron  
Sophie Giroux  
Sophie Joannette

COMPETENCY AND  
GRAMMAR-BASED  
LEARNING

# OVERVIEW

## THEME-BASED CHAPTERS

<b>CHAPTER 1</b>	CRIME SCENE INVESTIGATION .....	<b>4</b>
<b>CHAPTER 2</b>	ONLINE OVERSHARING .....	<b>26</b>
<b>CHAPTER 3</b>	IN AN INSTANT .....	<b>48</b>
<b>CHAPTER 4</b>	INTERACTIVE ADVENTURE STORIES .....	<b>70</b>
<b>CHAPTER 5</b>	JUDGING THE LAW .....	<b>92</b>
<b>CHAPTER 6</b>	PUSHING LIMITS .....	<b>114</b>

## GRAMMAR PRACTICE UNITS

<b>UNIT 1</b>	QUESTION FORMS .....	<b>138</b>
<b>UNIT 2</b>	PRESENT TENSES (SIMPLE PRESENT TENSE, PRESENT PROGRESSIVE TENSE) .....	<b>146</b>
<b>UNIT 3</b>	PAST TENSES (SIMPLE PAST TENSE, PAST PROGRESSIVE TENSE) .....	<b>156</b>
<b>UNIT 4</b>	FUTURE TENSE .....	<b>166</b>
<b>UNIT 5</b>	MODALS .....	<b>174</b>
<b>UNIT 6</b>	CONDITIONAL SENTENCES .....	<b>182</b>
<b>UNIT 7</b>	NOUNS AND ARTICLES .....	<b>190</b>
<b>UNIT 8</b>	PRONOUNS AND POSSESSIVE ADJECTIVES .....	<b>198</b>
<b>UNIT 9</b>	ADJECTIVES .....	<b>206</b>
<b>UNIT 10</b>	ADVERBS .....	<b>214</b>
<b>UNIT 11</b>	PREPOSITIONS .....	<b>222</b>
<b>UNIT 12</b>	CONJUNCTIONS .....	<b>228</b>

## REVIEW

<b>GRAMMAR</b> .....	<b>236</b>
<b>VOCABULARY</b> .....	<b>242</b>
<b>READING</b> .....	<b>247</b>
<b>WRITING</b> .....	<b>251</b>
<b>REFERENCE SECTION</b> .....	<b>253</b>
<b>CREDITS</b> .....	<b>272</b>

CHAPTER

2



# ONLINE OVERSHARING

How can you protect your online reputation?



**IN THIS CHAPTER**, you will read texts and watch videos about people who overshare. You will learn about some social media mistakes that might surprise you. Then, you will recycle your learning to write a “how to” guide. The language tools below will help you as you work through the chapter.

<b>G</b>	<b>RAMMAR</b>	<b>PAST TENSES</b>	<b>page 29</b>
		FURTHER PRACTICE: Grammar Unit 3	<b>page 156</b>
<b>V</b>	<b>OCABULARY</b>	<b>FUTURE TENSE</b>	<b>page 44</b>
		FURTHER PRACTICE: Grammar Unit 4	<b>page 166</b>

**V**OCABULARY

- |              |           |           |         |
|--------------|-----------|-----------|---------|
| angry        | fake      | pretend   | thieves |
| apologize    | followers | reveal    | tired   |
| barely       | hiring    | scammers  | weather |
| bench        | holiday   | shocking  | weirdos |
| boast        | humble    | silly     |         |
| boring       | impressed | stalkers  |         |
| congratulate | locals    | strangers |         |



C1 

# TRUTH OR LIE?

Did you ever exaggerate the truth in a post? If someone told you two truths and a lie, could you guess the lie?

**A.** Check off ✓ the reasons you think people sometimes lie on social media.

- to feel better
- to feel more interesting
- to be nice
- to be mean
- to get attention
- to get more "likes"
- other: \_\_\_\_\_

**B.** Think about the things you post on social media (Facebook, Instagram, Snapchat or other). Write three sentences about what you posted online. Two sentences must be true and one must be a lie.

Example: I posted a picture of myself as a baby.

I posted a cat video.

I "liked" my English teacher's profile.

---

---

---

---

---

---

---

---

---

---

**C.** Share your three sentences with a partner. Your partner must then guess which one is the lie by asking you questions. Use the expressions in Sentence-Wise to help you.

## Sentence-Wise

Do you post things about yourself?

Do you often "like" things on Facebook?

What are your favourite things to post about?

Do you usually post things that are funny or sad or ...?



Using social media to tell people what is going on in your life can lead to oversharing. This means sharing too much information, too often and with too many people, including strangers. Read how some people overshare.

## GET PREPARED

### G RAMMAR

#### PAST TENSES

Grammar Unit 3, page 156

The simple past tense is used when an action begins and ends in the past.

Example: I **posted** a picture yesterday.

- A. Look at the first paragraph of the reading on page 30 and highlight the twelve verbs in the simple past tense.
- B. Underline the five irregular verbs in the first paragraph.

### V VOCABULARY

Tip

**When you don't know a word or expression, read the sentence and try to guess its meaning based on the words around it.**

- C. Look at the words in D. They are from the reading on pages 30–33. Highlight the words that you know. Write a short definition for those words.
- D. Then, find the words you did not know in the reading. Use the line numbers in parentheses. Write the definitions of these words using the context.
  1. holiday (line 3): vacation
  2. boring (line 10): \_\_\_\_\_
  3. barely (line 10): \_\_\_\_\_
  4. humble (line 22): \_\_\_\_\_
  5. boast (line 22): \_\_\_\_\_
  6. congratulate (line 24): \_\_\_\_\_
  7. shocking (line 31): \_\_\_\_\_
  8. apologize (line 39): \_\_\_\_\_
- E. Which of these statements about the first paragraph of the reading best expresses the main idea?
  - a) In the past, people used social media to see what their friends did during the day.
  - b) In the past, people updated their status regularly.
  - c) In the past, people used social media to share posts and photos with friends they knew well.

# Please Don't Overshare!

In the past, we used Facebook, and other social media, in a very simple way. We **logged on** to see what friends had done over the weekend or on vacation. We took a look at their holiday photos before they arrived back home. We updated our own status when big events happened in our lives. Getting and giving updates was  
5 nice because only our friends read them. We shared with people we knew well and posted only the sorts of things we normally told each other in person.

But things started to change. We had more and more “friends” on our social media networks. In fact, it was almost a race to have as many friends as possible. People started to post for an audience, not just for their group of friends. As a result, our  
10 news feeds became full of boring details about people we barely knew. People began to post updates for almost everything they did and some people wrote things on social media they never said out loud and in person.

That is how the social media overshare started. These days, people want to be noticed so they use different methods to grab attention. Read on to see  
15 examples of all kinds of status updates: some **outrageous**, some embarrassing, some strange. Read also what motivated the many TMI (too much information) postings.

## THE “WE KNOW YOU’RE GOOD” UPDATE

**Megan** – Scored three goals in the game last night!

**Susan** – My hair looks fantastic!  
Thanks Marie-Claude for the haircut!

**Jonathan** – Wrote my first song! 🎵

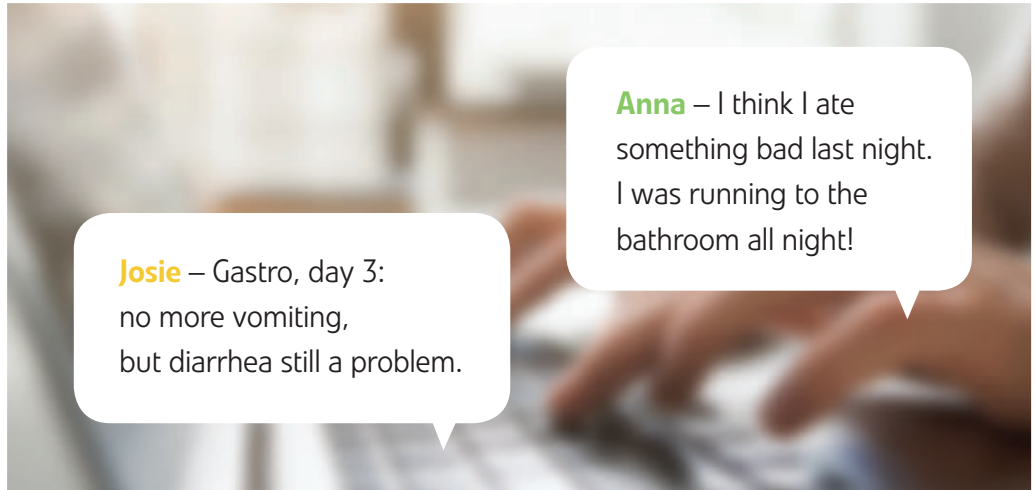
Posting exciting news is one thing. You won a tournament? You got into  
20 university? Good for you. But posting every little success will make people want to “un-friend” you.

**log on:** sign in to use a computer or to go online

**outrageous:** bad, excessive or exaggerated

People were much more humble before Facebook. We didn't boast about everything we did. Now, people post their success because they know they are going to get encouragement. Others will congratulate them.

## 25 THE "YUCK" UPDATE

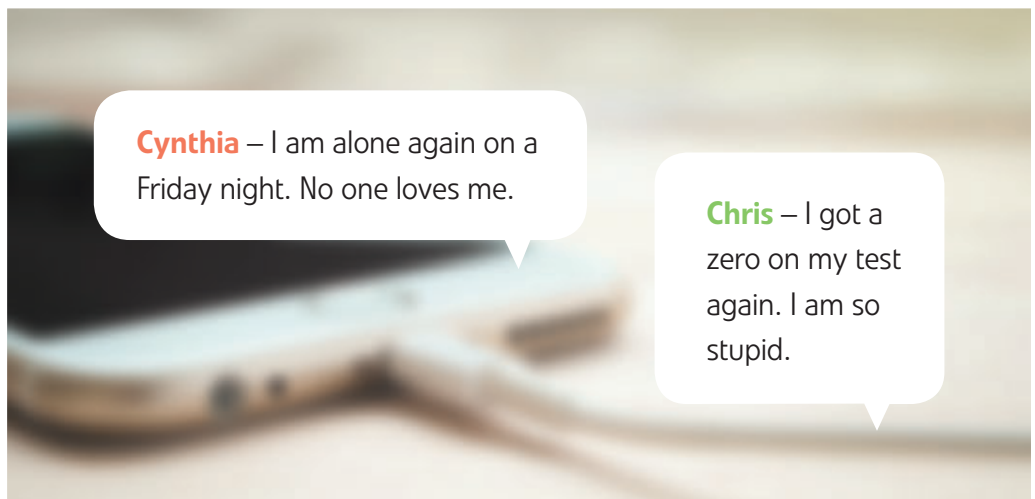


Did these people think it was funny? People maybe just needed to share their pain, but updates about bodily functions are too much. You want to look away, but it's too late.

So why did they post it? Yuck updaters may not be getting enough attention.

<sup>30</sup> If no one commented on your post about your dog, then go for the **gross-out!** The more shocking it is, the more attention they get.

## THE "FEEL BAD FOR ME" UPDATE

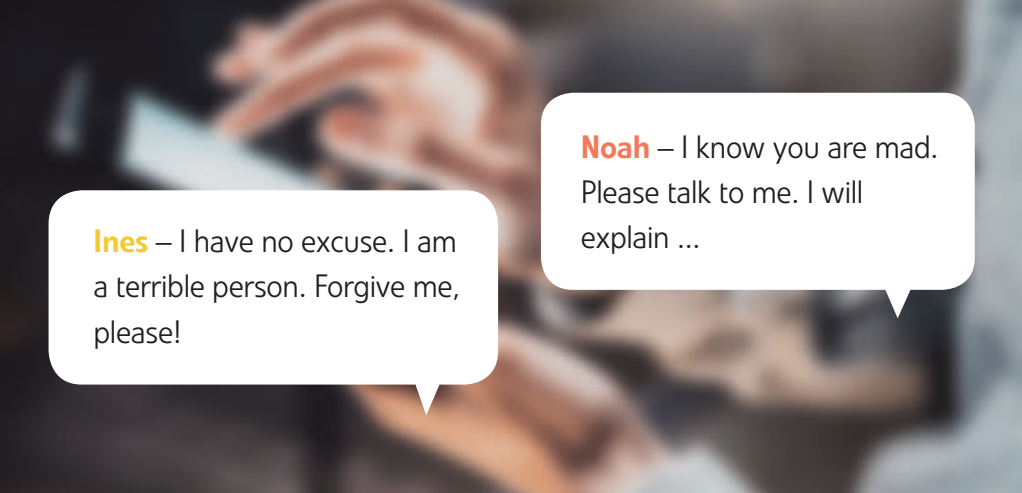


**gross-out:**  
something that  
is disgusting



These people were crying for help, but did they really need it? A **genuine** cry for help is good, but if you are not desperate, stop posting and stop **whining**.  
35 People who constantly post how their life is terrible, or that they are stupid or unloved when it's not true, can start having the life they post. You are what you post!

## THE "I MESSED UP" UPDATE



**Ines** – I have no excuse. I am a terrible person. Forgive me, please!

**Noah** – I know you are mad. Please talk to me. I will explain ...

To make mistakes is normal. To apologize on social media, when no one knows  
40 the situation, is strange. Why did these people need witnesses for their apology? Did it make it more real? More and more people need the public to see that they are very sorry. Maybe the apology seems better.

## THE "WHAT I ATE" UPDATE



**Christine**  
– Was making chicken.

**Christine** – Was eating homemade lasagna—delicious!

**Christine** – Just made ramen.

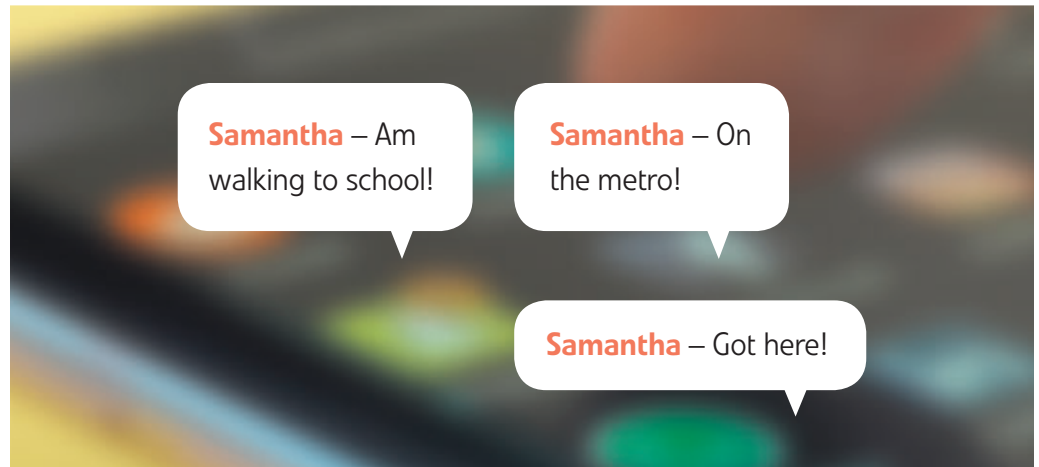
**genuine:**

authentic, real

**whine:** complain in a high-pitched voice

Why do people post about food? We also made chicken last night, but we did  
45 not need to shout about it for every one to hear. Maybe these people were  
lonely. Eating is supposed to be a social activity. If they were eating alone,  
posting what they were having allowed them to feel more connected.

## THE "NOT ANOTHER" UPDATE



Overposters are people who post everything they do, see, listen to, eat and so  
50 on. What did these people do before social media? Did they bore their friends  
in real life? This type of oversharing will make people **run for the hills!**

These are just some of the ways people overshare on social media. If you want  
to keep your friends, please don't overshare!

**run for the hills:**  
get scared and run  
away

## CHECK YOUR UNDERSTANDING

### **G** GRAMMAR

#### PAST TENSES

Grammar Unit 3, page 156

The simple past tense is used when an action begins and ends in the past.

Example: I **updated** my status last night.

- A. Fill in the blanks to complete this explanation of how social media use became over-sharing. Use the verbs given in the past tense.

In the past, people (use) \_\_\_\_\_ social media to share with friends. They (update) \_\_\_\_\_ their status only when important things (happen) \_\_\_\_\_. Then, people (begin) \_\_\_\_\_ to share their information with everyone. They (write) \_\_\_\_\_ about every little thing. Some people (be) \_\_\_\_\_ comfortable saying things on social media they never (say) \_\_\_\_\_ in public.

- B. Write the six types of oversharing updates that the reading on pages 30–33 describes. For each type, choose one post and write why you think it is annoying.

TYPE 1: *The "we know you're good" update*

EXAMPLE: *Scored three goals in the game last night.*

ANNOYING BECAUSE: *Posting every success makes people want to un-friend you.*

TYPE 4: \_\_\_\_\_

EXAMPLE: \_\_\_\_\_

ANNOYING BECAUSE: \_\_\_\_\_

TYPE 2: \_\_\_\_\_

EXAMPLE: \_\_\_\_\_

ANNOYING BECAUSE: \_\_\_\_\_

TYPE 5: \_\_\_\_\_

EXAMPLE: \_\_\_\_\_

ANNOYING BECAUSE: \_\_\_\_\_

TYPE 3: \_\_\_\_\_

EXAMPLE: \_\_\_\_\_

ANNOYING BECAUSE: \_\_\_\_\_

TYPE 6: \_\_\_\_\_

EXAMPLE: \_\_\_\_\_

ANNOYING BECAUSE: \_\_\_\_\_

C3 

## GO FURTHER

- A. Write another type of status update that is an example of oversharing. Give the status update a funny title. Write two posts.
- B. Write why your type of update is annoying. Explain why people might post it.

TITLE: \_\_\_\_\_

POSTS: \_\_\_\_\_

ANNOYING BECAUSE: \_\_\_\_\_

WHY PEOPLE POST IT: \_\_\_\_\_

- C. Share your new status update in a group.

**A.** Read these posts. Decide whether each is a good post or a bad post. If a bad post, write which type of update it is. Look at pages 30–33 to help you.

POSTS	GOOD	BAD	TYPE OF UPDATE
1. My team rules! The rest of you stink!		✓	<i>"we know you're good"</i>
2. I can't believe I messed up, again.			
3. Made a delicious couscous salad!			
4. I won first place in my swimming competition!			
5. It's raining and I forgot my umbrella.			
6. I just got a puppy!			
7. I have so many friends that it's hard to keep up with them all.			
8. I have the worst flu ... snot is everywhere!			
9. On my way to Europe! First time on a plane!			
10. Seeing my best friend after a year apart! So excited! :)			

**B.** Compare your answers with a partner and come to an agreement. Give examples from the text and use Sentence-Wise to help you.

**C.** Look at the bad posts you have agreed on. With your partner, discuss why someone might have posted these updates.

### Sentence-Wise

I think/I don't think this is oversharing because ...

I think/I don't believe this is a ... update because ...

I agree/I don't agree/I disagree ...

She posted this because she ...

# 4 IS HONESTY THE BEST POLICY?

How honest should you be with your online posts? Should you always tell the whole truth? Keep these questions in mind when you watch two videos showing two very different points of view.

## GET PREPARED

- A. Read this introduction to the first video, titled *The More You Post, the More You Expose*. Then, answer the questions.

**Excerpt 1** “This is Wawa and her dad Razak. Wawa accepts friend requests from everyone. And because she has so many followers, she feels that she needs to share everything with them, exposing herself more, post by post.”



1. What is the name of the main character? \_\_\_\_\_
2. What does she have a lot of? \_\_\_\_\_
3. What does she share about her life? \_\_\_\_\_
4. What is the problem with that? \_\_\_\_\_

- B. Read this excerpt from the second video, titled *Dutch Girl Fakes Asia Trip on Facebook*. Then, answer the questions.



**Excerpt 2** “Zilla van den Born faked an entire tropical holiday while hiding out in her Amsterdam flat. She shared photos of herself enjoying blue waters of exotic beaches, mixing it with locals, zenning out at temples with monks.”

1. What is the name of the main character? \_\_\_\_\_
2. What nationality is she? \_\_\_\_\_
3. Which city does she live in? \_\_\_\_\_
4. Where did she pretend to be? \_\_\_\_\_
5. Where was she really? \_\_\_\_\_



- C. Read this list of words and expressions you will hear in the videos. Underline the ones that represent a person. Highlight the ones that are actions. Use a dictionary to check any words you do not know.

<b>fake</b>	followers	reveal	stalkers	thieves
locals	pretend	scammers	strangers	weirdos

## CHECK YOUR UNDERSTANDING

### Video 1: The More You Post, the More You Expose

- A. Watch the video. While you watch, check off the things that Wawa shares with her followers.

- |   |   |
|---|---|
| <input type="radio"/> her breakfast         | <input type="radio"/> pictures of her cat |
| <input type="radio"/> her lunch             | <input type="radio"/> things she buys     |
| <input type="radio"/> her dinner            | <input type="radio"/> her friends' names  |
| <input type="radio"/> funny videos          | <input type="radio"/> her holiday photos  |
| <input type="radio"/> what she wears to bed | <input type="radio"/> pictures of her dog |

- B. Watch the video a second time and answer these questions.

- Which four things do followers also know about Wawa?
  - the school she goes to
  - her phone number
  - where she lives
  - when she goes to the gym
  - what time she goes to bed
  - where she is at all times
- The video mentions three types of dangerous followers. What are they?  
\_\_\_\_\_
- What dangerous information does Wawa post on a dark lonely night?  
\_\_\_\_\_
- Did Wawa learn her lesson? \_\_\_\_\_

### Video 2: Dutch Girl Fakes Asia Trip on Facebook

- A. Read these excerpts from the video. Then, watch the video. While you watch, number the excerpts from 1 to 5 based on the order that you hear them in.

  1   Zilla van den Born faked an entire tropical holiday while hiding out in her Amsterdam **flat**.

       ... lying to all your friends and family ... hiding out in your flat, wearing disguises when you leave the house, and then creating **intricate** Photoshop images ...

**flat:** apartment  
**intricate:** complex, complicated

- \_\_\_\_\_ She shared photos of herself enjoying blue waters of exotic beaches, mixing it with locals, **zenning out** at temples with monks.
- \_\_\_\_\_ She even sent a postcard to her parents.
- \_\_\_\_\_ The ... graphic design student faked the trip using photos, **props** from her house, to show just how easy it is to create a filtered image of our lives on social media.

**B.** Watch the video a second time and answer these questions.

1. How old is Zilla van den Born? \_\_\_\_\_
2. For how many days did she fake her vacation? \_\_\_\_\_
3. What was her reason for faking her vacation? Choose the best answer.
  - a) She wanted to lie to her family.
  - b) She wanted to create intricate Photoshop images.
  - c) She wanted to show how easy it is to lie on social media.

**Compare Wawa's and Zilla's Stories**

In your opinion, who was the more careful user of social media: Wawa or Zilla? Explain your answer.

---



---



---



**GO FURTHER**

- A.** Invent a situation in which social media tricked you or someone you know. Describe how you found out it was a lie or an exaggeration of the truth. How did you feel?
- B.** Write what happened after. Did you contact the person or company? Did they try to compensate you or apologize?

Example: You bought a game from a company that seemed awesome on social media, but the item arrived and nothing worked. You felt horrible and you lost a lot of money. You called the company but the phone number didn't work!

---



---



---



---



---



---



---



---

**zen out:** relax  
**props:** items used for scenes in a movie or a theatre

# 5 To POST, OR NOT TO POST?

What we posted online in the past can have consequences in the future. It is important to think about what we post on social media.

## GET PREPARED

### G GRAMMAR

#### PAST TENSES

Grammar Unit 3, page 156

The past progressive tense expresses

- an action that was in progress at a specific moment in the past.

Example: Last night at 8 p.m., I **was texting** my friend.

- an action that was interrupted when another action happened.

Example: I **was texting** my friend when she rang the doorbell.

- A. Read the following sentences from the reading on pages 40–41 and answer the questions.

**LINES 12–13:** The next day, when I was practising, she called me aside.

1. Which action was in progress?

\_\_\_\_\_

**LINES 21–22:** When he called for an interview, the administrators were checking his online profile.

2. Which action was interrupted?

\_\_\_\_\_

### V VOCABULARY

Tip

When you don't know a word or expression, read the sentence and try to guess its meaning based on the words around it.

- B. Choose words that best complete each sentence. The words are from the reading on pages 40–43.

1. The clown was making (silly / angry) silly faces to make the kids laugh.
2. I was (impressed / tired) \_\_\_\_\_ because I was working too hard and going to bed too late.
3. Many people in Canada post about the (bench / weather) \_\_\_\_\_ because it is often extremely cold or extremely hot.
4. The teacher was (impressed / angry) \_\_\_\_\_ with the class because everyone did their homework that day.
5. The old woman likes to sit on the (tired / bench) \_\_\_\_\_ in the park.

- C. **TEXT FEATURES:** This reading has the following features: an introduction, stories about things to do and not to do, and a conclusion. While you read, underline the consequence of the actions in each story.

# What NOT to do Online

What goes online, stays online. My friends and I learned that the hard way. When online social media began, people posted about everything that was happening in their lives. We were young and naive. What we didn't realize was that our posts were public for everyone to see. Read these stories about what my friends and I did and what we learned.

## STORY 1: STRONG EMOTIONS

When I was fifteen years old, I was on the basketball team. I was a good player, and our team was picked to go to the regional **championship** at the end of the season. A couple of weeks before the tournament, I had an argument with  
10 the coach. I was frustrated because she made me run drills more than anyone. That night, I was tired and angry and I **vented** my frustrations online, calling my coach nasty names. The next day, when I was practising, she called me aside. She told me that she knew about the posts. The coach decided to put me on the bench for the whole championship. I missed the opportunity to  
15 play in the best games because I posted when I was angry.



**championship:**  
final games in a  
sports competition

**vent:** express  
strong emotions



## STORY 2: NEGATIVE POSTS

I had a friend who always posted videos and status updates that were negative. The weather was always bad and the news was always sad. He wasn't a negative person, but online it seemed like he thought life was  
20 horrible. He didn't even know that his online profile was depressing. Later that year, he applied to be a camp **counsellor**. When he called for an interview, the administrators were checking his online profile. He didn't get the job because they thought he wasn't fun and happy enough to be around kids.

## 25 STORY 3: NOT CHECKING BEFORE SHARING

My brother did not like his **curfew** when he was sixteen years old. He complained to our mom about changing it, but she wouldn't. So he decided to sneak out. He posted online that he was at a party when he was supposed to be home. What he didn't realize was that his post was public for everyone  
30 to see—including our mom! Let's just say he was much more careful after about sharing his posts.

**counsellor:**  
person trained  
to give guidance  
**curfew:** time that  
you have to come  
home at night






## STORY 4: WOULD YOUR GRANDMA APPROVE?

I loved to dance when I was a teen. When I was in high school, I took jazz, hip-hop and breakdancing lessons. One day I created a dance routine that <sup>35</sup> was a little more **provocative**. My friend took a video of me when I was dancing. I definitely did not show the video to my grandma, but I wasn't thinking about that. I wanted people to know what I could do. So I posted it online. Lots of people saw it, including the people whose kids I babysat. They were not impressed! I kept my job but just barely.



**provocative:**  
something that  
causes a strong  
reaction



## 40 STORY 5: TAGS IN POSTS

I went to lots of soccer tournaments when I was younger. We did some really silly things when we were in the hotel room while away. One time, we were jumping on the beds and just making a real mess of the rooms. We **cleaned up** after but still it was pretty bad. That night, one of my teammates was <sup>45</sup> filming our “fun” and posted it on Facebook. He tagged me on the film. When our coach found out about it, he was mad! Everyone on the video who was tagged got detention for a week!

## CONCLUSION: MY FUTURE PROMISES

I hope these stories will help stop you from creating an online impression <sup>50</sup> that is not in your favour. The following are promises I will try to remember:

- I will not post when I am angry.
- I will not post negative things online.
- I will check my post before I share it.
- I will not post videos that my family wouldn't like.
- <sup>55</sup> • I will not allow people to tag me in photos or videos unless I know about it.

Remember, people will always find what is online. Don't post anything that could make you look bad.

**clean up:**  
make things or an area clean or neat  
**detention:**  
punishment of being kept in school after hours

## CHECK YOUR UNDERSTANDING

A. Each story provides a tip. Read these tips and match them to the stories. Fill in the correct story number.

Story \_\_\_\_ Do not post negative things online.

Story \_\_\_\_ Do not post when you have strong emotions.

Story \_\_\_\_ Check your post before sharing it.

Story \_\_\_\_ Monitor what others post about you.

Story \_\_\_\_ Do not post anything your grandma wouldn't approve of.

B. Answer these questions.

1. In Story 1, the author posted nasty names about the coach. What was the consequence?

\_\_\_\_\_

2. In Story 2, did the friend get the job as a camp counsellor? Why?

\_\_\_\_\_

3. In Story 3, what did the author's brother do when he was sixteen years old?

\_\_\_\_\_

4. In Story 4, what happened after the author posted the video?

\_\_\_\_\_

5. In Story 5, what happened when the soccer coach found out about the fun video online?

\_\_\_\_\_



## GRAMMAR

### FUTURE TENSE

Grammar Unit 4, page 166

To express something that will happen in the future, use *will* or *be going to* + base form of the verb.

Examples: Sam **will tweet** later. Sam **is going to tweet** later.

C. Read the promises in the conclusion on page 43. Write sentences with *be going to* using the following verbs.

1. post: \_\_\_\_\_

\_\_\_\_\_

2. check: \_\_\_\_\_

\_\_\_\_\_

3. allow: \_\_\_\_\_

\_\_\_\_\_

D. Write your own promise about something you will not do online.

\_\_\_\_\_



## GO FURTHER

- A. Review the consequences that you underlined in the text on pages 40–43.
- B. Choose a consequence that you think was unfair. Write a new consequence for that story.

Example: I think this consequence is too much. I think the new consequence should be that the student only misses one game and promises never to write nasty names again.

---



---



---



---



---



## 6 REINVEST

The reading on pages 40–43 includes stories of silly things people did online. Below are the beginnings of three other silly stories. Work with a partner.

- A. Read the beginning of each story out loud and then imagine the rest of the story. Use the expressions in Sentence-Wise to help you.

**STORY 1:** When I was younger, I worked in a burger bar on weekends. My boss was very strict and I didn't like that. One day, I decided to ...

**STORY 2:** My brother went to lots of hockey tournaments when he was a teen. One time, he and some of his team ...

**STORY 3:** My mom likes to make people laugh. At Christmas last year, she told silly jokes about some of her friends. She didn't know that my aunt was filming her. Afterwards, ...

### Sentence-Wise

I think the person would ...  
 I don't think that makes sense. Maybe we could say ...  
 Remember, it has to be about online ...  
 Could we say that ...?

- B. What advice about what not to do online would you give the people in your stories? With your partner, decide which advice below fits best with each of the stories you describe.

- Do not post when you are angry.
- Do not post negative things online.
- Do not post without checking what you write.
- Do not post anything your family wouldn't like.
- Do not let other people tag you in photos or videos.

# FINAL TASK

## WRITE A “HOW TO” GUIDE

In this chapter, you looked at what it means to overshare on social media. You read, saw and talked about what to post and especially what *not* to post. You also read stories about other people’s experiences with oversharing. Now it’s your turn. Think about your experiences online and write a guide to help others create a positive online profile.

### Step 1 Prepare

Brainstorm tips and stories to explain the tips. What do you think people should do to create a positive online profile? Review your answers throughout this chapter to help you write the tips. Note your ideas below.

**TIP** *Be kind: Post positive*

STORY

CONSEQUENCE

**TIP**

STORY

CONSEQUENCE

**TIP**

STORY

CONSEQUENCE



## Step 2 Write

- A.** Refer to your notes and write a draft of your guide on a separate sheet of paper. Follow the format from “What NOT To Do Online” (pages 40–43) to write your text. Write the tip as the title for each story. Include the following:
- An introduction
  - At least three tips to follow
  - Stories that explain each tip
  - A consequence for the action in the stories
  - A conclusion
- B.** Write your stories using the simple past and past progressive tenses. Use the future tense in the conclusion for your promises. Use at least five words from the vocabulary list on this page.

## Step 3 Revise and Edit

Reread your guide using the following tip and checklist to help you.

### EDITING Tip

Focus on **CUPS**

**Capitalization:** Sentences start with a capital letter, as do places and names.

**Usage:** Each sentence has a verb.

**Punctuation:** Sentences end with a period or exclamation or question mark.

**Spelling:** Use your spell checker or look the word up in the dictionary.

### EDITING CHECKLIST

#### Structure

- There is an introduction.
- There are at least three tips in the guide.
- There is a consequence for each story.
- There is a conclusion.

#### Grammar

- Check the verbs and make sure the form is correct.
- Check the endings of regular past tense verbs.
- Check whether the verb is irregular in the simple past and make corrections.
- Check the past progressive tense uses the past tense of *be* and the base form of the verb ending in *-ing*.
- The future tense with *will* is always followed by a verb in the base form.
- The future tense with *be going to* is always followed by a verb in the base form.

#### Punctuation and Spelling

- Each sentence starts with a capital letter and ends with a period.
- The words are spelled correctly.

#### Vocabulary

- At least five words from the vocabulary list on this page are included.

## VOCABULARY

angry  
apologize  
barely  
bench  
boast  
boring  
congratulate  
fake  
followers  
hiring  
holiday  
humble  
impressed  
locals  
pretend  
reveal  
scammers  
shocking  
silly  
stalkers  
strangers  
thieves  
tired  
weather  
weirdos

## Step 4 Publish

Make appropriate changes. Write a final version on a separate sheet of paper. Share your report with the class.